

ENERGIE CONSULT
HOLLAND BV


Certification marks style guide





Contents

1. Introduction to using the certification mark
2. Basic guidelines
3. Certification mark types
4. Colour composition
5. Minimum format and white space
6. Certification mark positioning and surface
7. Specifications of applications
 - Letterheads
 - Email signature
 - Van and car signage
8. Conditions for use in practice



Introduction to using the certification mark

Now that your company is certified, you want to show it. And you may. The certification demonstrates that your company can deliver reproducible quality, and that your organisation is involved and is organised professionally. It is a clear message that deserves to be visible to your customers and the market. We recommend that you do so. And if that is the case, this manual will also guide you on how to use the Energie Consult Holland B.V. certification logo correctly. This ensures that the certification logo is regulated uniformly, which enhances its clarity.

This style guide will indicate where and how the certification logo can be used. If you wish to use the certification logo in a way that is not described in this manual, please contact us. We will then look into the possibilities for you.



Basic guidelines



Formats

We provide the certification logo in a range of formats. This lets you apply the logo to your stationery or add it to your e-mail signature, and you can have the certification logo printed on your company vehicles.

Color

You can use the logo as described in the colour specification. Specific wishes are only possible in consultation with us.


Checks

The certification logo is part of your company's certification, and is also part of that certification. In this context, control audits are carried out to check whether the certification logo is being applied correctly.

Agreement

Permission to use the logo is laid down formally in the certification agreement concluded between your company and Energie Consult Holland B.V. This also includes the provisions applying should certification be stopped, suspended or withdrawn, and the consequences this has for the use of the logo.

Should there be any doubt or if we have not included all your questions in this manual, please contact us.



Certification mark types



PED Certified Company

The PED Certified Company logo indicates that your company has been approved by Energie Consult Holland B.V. for the manufacture of pressure equipment. You provide detailed information about the scope of the certification with your product-related documentation and your company information communicated through your website.



PRDA 3.2 - Certified Overhaul Company

The PRDA 3.2 logo indicates that the quality system of your overhaul company has been certified by Energie Consult Holland B.V. for the inspection and revision of safety valves, as included in Chapter 13 of this PRDA.



NPR 2578 - Accepted Installer

This logo indicates that the way in which you perform your management and maintenance as an installer and/or maintenance company, complies with the regulations on the acceptance of installation installers for propane, butane and LPG, within the scope of the WBDA. Energie Consult Holland B.V. has assessed and certified this in its NL-CBI capacity.

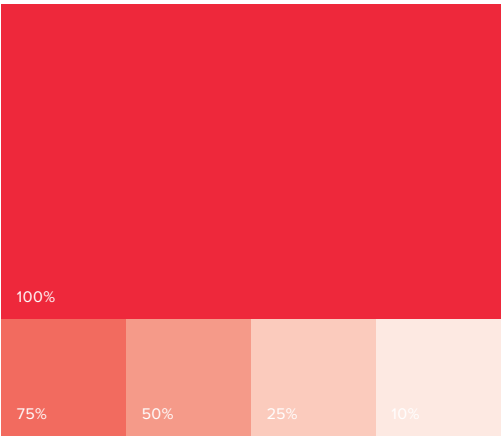


Material remarking

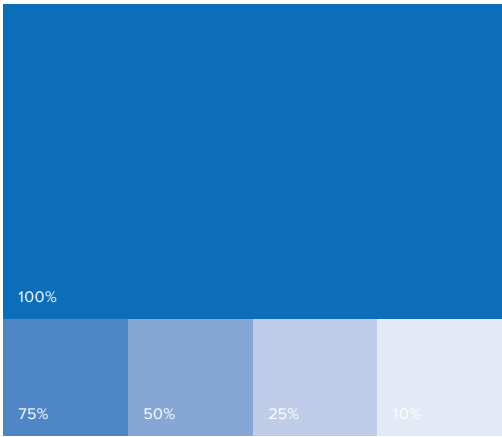
This logo indicates that your company has been approved by Energie Consult Holland B.V. for Material Remarking. The method for Material Remarking as carried out at your company complies with the requirements as set in the scope of the certification.

Colour composition

These colours originate from the corporate identity of Energie Consult Holland B.V. and have formed the basis for the use of colour in the certification marks. The colour of the texts and the circles is derived from this; it is shown in 80% blue.




pms	# 199 U	full	■ C 0
		color	■ M 96
			■ Y 80
			■ K 0
digital	# e51e2f		
(HEX)			



pms	# 293 U	full	■ C 93
		color	■ M 54
			■ Y 0
			■ K 0
digital	# 0067b1		
(HEX)			


Minimum format and white space



Minimum format


The minimum size of the certification mark is 15 x 15 mm.

For van and car signage, the minimum size of the certification mark is 15 x 15 cm.



White space

No text or other image may be displayed in the white space around the certification mark.



Colour specifications

Red

- 1. 100%
- 2. 80%
- 3. 40%

Blue

- 4. 100%
- 5. 80%
- 6. 40%

Certification mark positioning and surface





The quality mark can be placed on any surface. Ideally the quality mark should be placed on a white surface.

The quality mark has a white background and can therefore be placed on a coloured surface.

The quality mark may only be placed in colour, both full-colour and in PMS. See the colour specifications for detailed information.

The certification mark may not be:

- Rotated left or right
- Stretched or deformed vertically or horizontally
- Have parts of the logo moved independently
- Have its colours adjusted, other than as described



Specifications of applications



|
Letterheads
Email signature Van
and car signage



Letterheads



As the certificate holder you may display the certification mark on letterheads; however the certification mark may not be displayed at the top of the letterhead. The same requirements apply to the use of the certification mark on invoices.



1

New message

To

Cc Bcc

Subject

Met vriendelijke groet, Kind regards,


Name Surname

Company name B.V.






Address 1, 1234 AA City



M +31 (0)123-456789

T +31 (0)6-12345678



Send

Van and car signage



If so agreed upon you will receive the signage with the logo package after successful completion of the test and obtaining the certificate.

Should there be any doubt or if we have not included all your questions in this manual, please contact us.



Conditions for use in practice

Certification agreement

The agreements in the certification agreement relating to the use of the logo shall apply.

Ownership rights

The certification mark logos are owned by Energie Consult Holland B.V. You bear full responsibility for the use of the logos.

Integrity and credibility

The use of the certification mark may not affect the integrity and credibility of Energie Consult Holland B.V.

Misleading information

No misleading information shall be provided. The certification marks may only be used after successful completion of the assessment and obtaining the certificate.

Sub-licensing of rights

It is not permitted to pass on the rights for the use of the certification marks to other natural persons or legal entities, unless an agreement has been concluded to this end with Energie Consult Holland B.V.

Logo package

The logo package is provided once during certification.

Modification of certification marks

The logos provided by Energie Consult Holland B.V. may not be changed in form, font, colour or information.

Website

The website address of Energie Consult Holland B.V. may be displayed as optional information (energieconsult.nl).

Should there be any doubt or if we have not included all your questions in this manual, please contact us.

Authorised Involved Flexible

Energie Consult Holland B.V. provides a social service by delivering high-quality professional services covering energy, the environment and safety.

Would you like to request more information, or make an appointment?
Please contact us by phone on 0318 - 55 11 06 or visit www.energieconsult.nl



Energie Consult Holland B.V.

Hertzstraat 14
6716 BT EDE

T +31 (0)318 55 11 06

info@energieconsult.nl
www.energieconsult.nl

Version CI-012-2 ENG

